

A photograph of two workers in safety gear performing maintenance on a large white wind turbine. One worker is on an orange scissor lift, and the other is on a blue platform. The sky is clear blue.

GLOBAL
ENGINEERING

COMPANY PROFILE

2025

info@globalein.com 

www.globalein.com 

Precision in every beam, Innovation in every detail

for over 15 years we've contributed for
better builds.



This page is intentionally left blank.

Table Of Contents

About Globalein	1
CEO Message	2
Vision and Mission	3
Globalein Values	5
Globalein Journey	7

Our Services	8
Past Projects	10
Standards and Codes	16
Meet The Leaders	17
Valuable Partners	18

About Globalein

Global Engineering International (Globalein) has built its reputation on precision, reliability, and a commitment to service quality. With over 15 years of experience and more than 500 successful projects worldwide, we transform complex designs into accurate, build-ready models that engineers, fabricators, and contractors can trust. Every project is executed with strict attention to detail, adaptation to local standards, and a dedication to minimizing errors and streamlining construction workflows. Our proven success across industrial and architectural structures reflects our ability to consistently deliver clarity, efficiency, and dependable results.

At Globalein, trust is earned through consistency and collaboration. Our team of skilled professionals prioritizes communication, client needs, and technical excellence, ensuring each deliverable supports safer structures and smoother fabrication. We take pride in being a long-term partner to our clients, committed to quality, responsive to challenges, and driven to contribute meaningful value in every project. When you work with us, you work with a team that stands behind its work and delivers outcomes you can rely on.

www.globalein.com

CEO Message



Halid S.

"Throughout our journey at Globalein, we have faced numerous challenges, moments that tested our resilience, our commitment, and our belief in the work we do. Yet through every high and low, our focus has remained unwavering: to deliver our very best for our clients, and to honor the trust placed in us as a team. We move forward with a shared sense of purpose, united by the goals and aspirations we continue to build toward. Our progress is guided by a spirit of continuous learning and a deep commitment to elevating the standard of our craft.

Each day brings new demands; technical, managerial, operational, and even the smallest administrative tasks, but these challenges only strengthen our determination. We learn from every experience, apply every lesson, and consistently review where we can grow. These values shape who we are at Globalein and guide the path ahead, bringing us closer to the future we envision and to the dreams we are committed to achieving together. We've been learning for 15 years, and will continue to do so."

www.globalein.com

Vision

To push the boundaries of structural detailing and become the **global standard** for accuracy, efficiency, and engineering excellence.

Mission

- To provide accurate, build-ready steel detailing that supports smooth fabrication and construction workflows.
- To uphold consistent quality through skilled people, advanced tools, and continuous improvement.
- To collaborate closely with clients, ensuring timely delivery, clear communication, and solutions tailored to each project's needs.
- To foster a culture of learning, integrity, and excellence within our team.



PRECISION IN
EVERY BEAM

INNOVATION IN
EVERY DETAIL

Globalein Values



At the core of our company is the belief that exceptional results come from exceptional people. Our team is built on skill, integrity, and a deep understanding of steel detailing, allowing us to approach every project with precision and accountability. We invest in continuous learning, modern tools, and a culture that encourages collaboration, because we know that **Quality People** lead to smarter decisions, smoother coordination, and stronger project outcomes.

Quality Work and **Quality Trust** go hand in hand. We are committed to delivering accurate, constructible, and dependable detailing that fabricators and engineers can rely on without hesitation. Every drawing, every model, and every revision reflects our dedication to consistency and technical excellence. Through transparent communication, disciplined processes, and a proven track record, we build lasting trust, ensuring that our clients not only receive quality work, but also confidence in every step of the project.

www.globalein.com

Globalein Values

Quality **People**



Quality **Work**

Quality **Trust**

www.globalein.com

Globalein Journey

2010

Founded

Established with a focus on delivering clear, accurate steel shop drawings for small to mid-scale projects.

First International Project

Successfully completed a project outside Indonesia, marking the start of global collaboration.

2011

2016

Team and Tech. Development

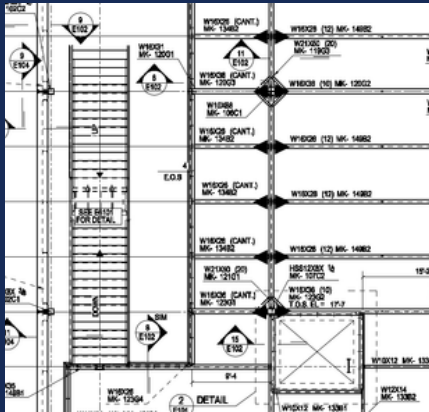
Expanding our people, upgrading our software ecosystem, and digitizing our project archives.

Pursuit of quality

Strengthened core values: Quality People, Quality Work, and Quality Trust as the foundation for future growth.

**Now
&
Beyond**

Our Services



Steel Structure Detailing

Our Steel Structure Detailing service provides comprehensive shop drawings, erection plans, and material lists tailored to your project's specifications. We ensure every detail aligns with applicable local and international codes, minimizing errors and construction delays.

2D/3D Detail

Customizable

BIM Software



Steel Structure Modeling

Leverage our advanced 3D modeling expertise to create clash-free models that enhance project visualization and collaboration. Using BIM methodologies, we optimize material usage and simulate construction sequences for superior outcomes.

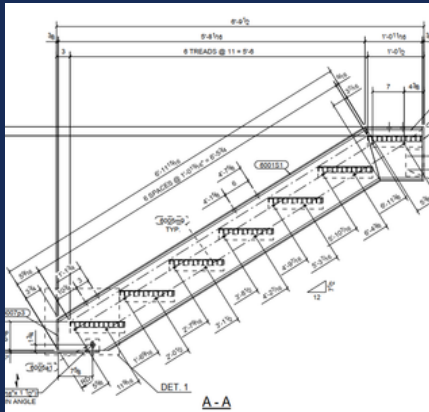
2D/3D Model

Clash-free

BIM Software

www.globalein.com

Our Services



Structure Digitization

Transform legacy drawings and as-built structures into digital assets with our efficient digitization services.

Paper Scan

Customizable

BIM Software



Steel Inspection

Ensure structural safety with our certified steel inspection services, covering weld quality, corrosion assessment, and load testing. Our NDT (Non-Destructive Testing) experts provide detailed reports compliant with applicable codes.

NDT

VI / VT

ASTM/API

www.globalein.com

A photograph of an industrial facility, likely a water treatment plant. In the foreground, a large, horizontal green pipe runs across the frame. To its right, a vertical green pipe rises and curves upwards. A blue metal structure with a grid-like pattern is visible in the background. A large, circular blue valve wheel is attached to the vertical pipe. The overall scene is brightly lit, suggesting a sunny day.

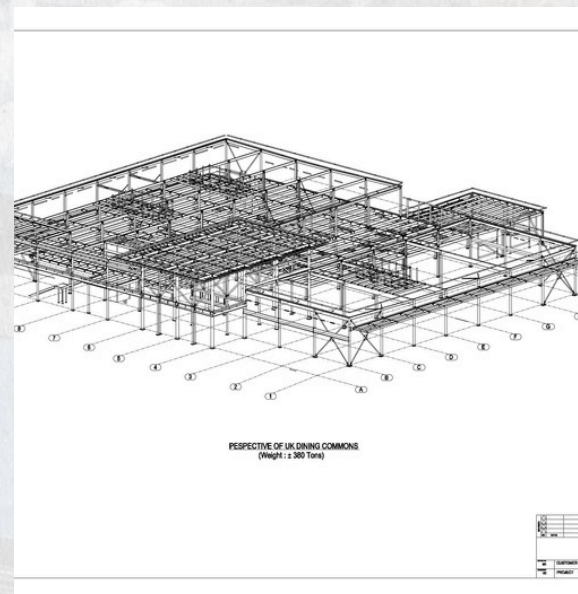
PAST PROJECTS



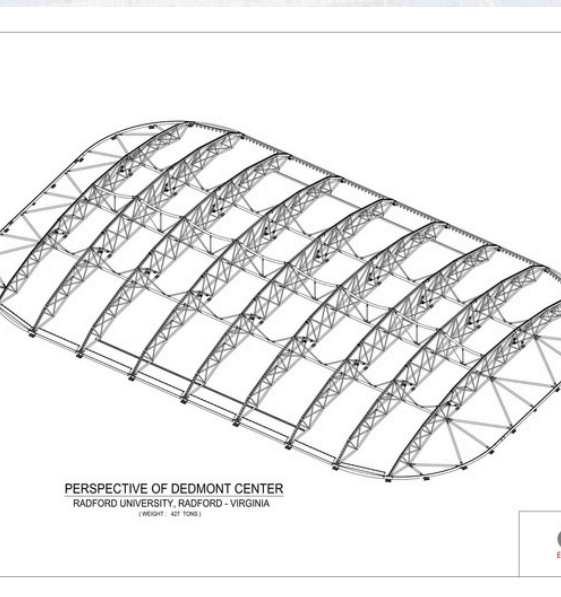
UK Dining Commons

Tonnages: ± 380 MT
Number of Drawings: 326
Scope of Work: Structure Detailing
Complexity: Low

The complexity of UK Dining Commons lies in coordinating dense multi-level framing across shifting grids, ensuring clash-free beam-column connections. Precise alignment, consistent elevation control, and well-sequenced connection detailing were essential to keep the model accurate and fabrication-ready.



Dedmon Center, VA



Tonnages:	± 427 MT
Number of Drawings:	-
Scope of Work:	Structure Detailing
Complexity:	Medium

Detailing Dedmon Center was challenging due to its large curved geometry, densely interconnected truss system, and varying frame shapes. The curved roof demanded precise alignment and connection accuracy, while the complex truss intersections require careful clash control and consistent detailing across all frames.

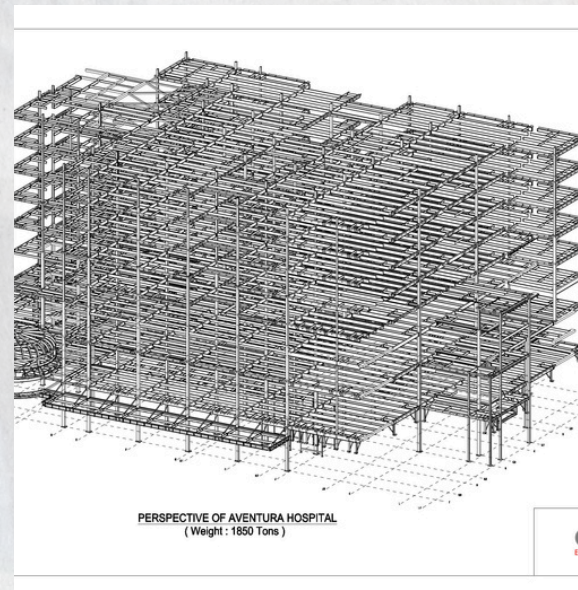
www.globalein.com



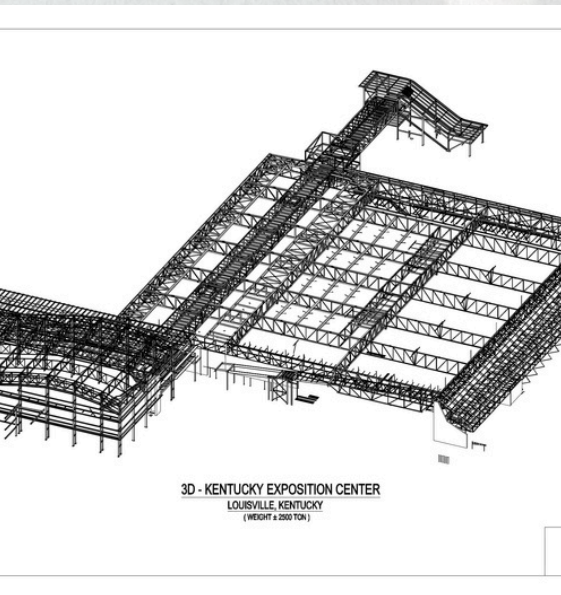
Aventura Hospital, FL

Tonnages: ± 1850 MT
Number of Drawings: -
Scope of Work: Structure Detailing
Complexity: High

Detailing Aventura Hospital was highly challenging. Beam congestion across multiple floors required precise spacing and clash-free connection detailing. The curved rotunda demanded non-standard framing layouts and customized member cuts. Varied floor elevations and step conditions added complexity to alignment and continuity. Numerous connection types across the building required consistent standardization to maintain fabrication efficiency.



Kentucky Exposition Center, KY



Tonnages:	±2500 MT
Number of Drawings:	-
Scope of Work:	Structure Detailing
Complexity:	High

As for Kentucky Expo. Center, the project required coordinating an extensive joist network with large-span girders, ensuring consistent alignment and proper seat detailing across varying depths. Complex intersections between joists, beams, and bracing demanded precise connection design to avoid clashes and maintain structural continuity.

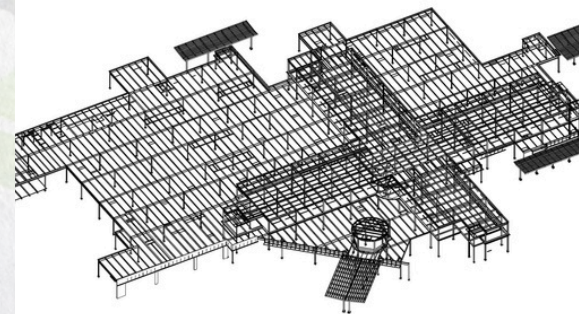
www.globalein.com



Roane Medical Center, TN

Tonnages: ± 700 MT
Number of Drawings: 730
Scope of Work: Structure Detailing
Complexity: Medium

Detailing the Roane Medical Center was challenging due to its large footprint, high member density, and multiple elevation changes. The mix of long-span framing, secondary steel, and complex transitions such as canopies and ramps required careful coordination to avoid clashes and ensure constructability. Clear connection detailing, tight tolerances, and coordination with other trades were critical to support efficient fabrication and smooth site erection.



PERSPECTIVE OF ROANE MEDICAL CENTER
(Height: ± 700 Tons)



Standards & Codes

Here are the standards and codes we apply in our work:



American Welding Society

www.globalein.com

Meet The Leaders



W.K. Winardi

Operations



Mirza Akbar

Project Management



Dicky A.

Quality Control



Our Valuable Partners

Proud to work with partners who value precision as much as we do.

Superior Steel, Inc.

PORTER STEEL INC
EST 1983

Fm PT FREEPORT INDONESIA

BUKAKA
PT. BUKAKA TEKNIK UTAMA

www.globalein.com

Start Your Project With Us

Let's turn your design into a precise, build-ready structure. Fast, accurate, and reliable. Your project deserves nothing less.



+62 21-7883-3380



Global Engineering International

Jl. Komp. BATAN Blok D No.2,
RT.6/RW.7, Ps. Minggu, Kota
Jakarta Selatan, Daerah Khusus
Ibukota Jakarta 12520
Indonesia



info@globalein.com



www.globalein.com